



# GMP Compliance Adviser

Good Manufacturing Practice & Implementation

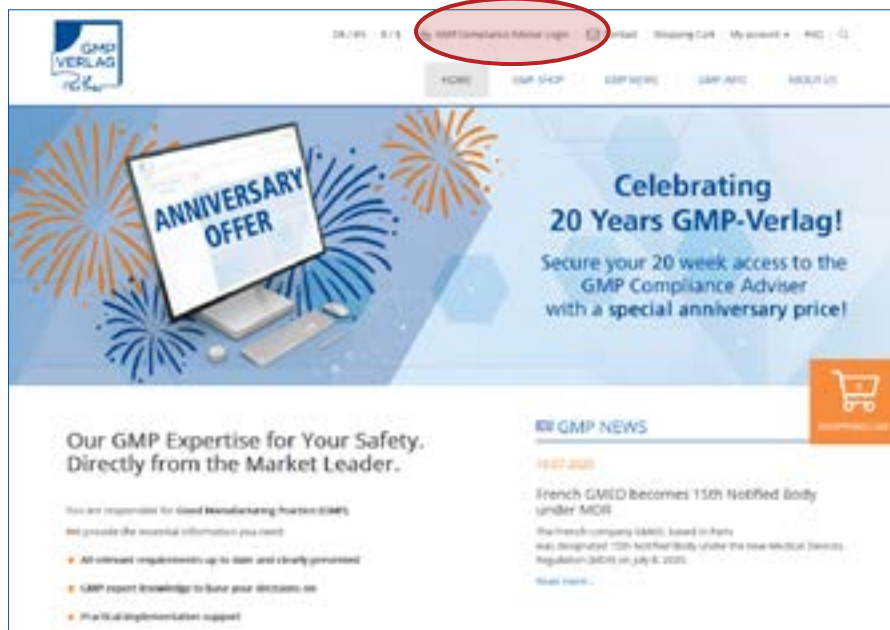
**This guide will help you to easily navigate the GMP Compliance Adviser Online.**

## Login to the database:

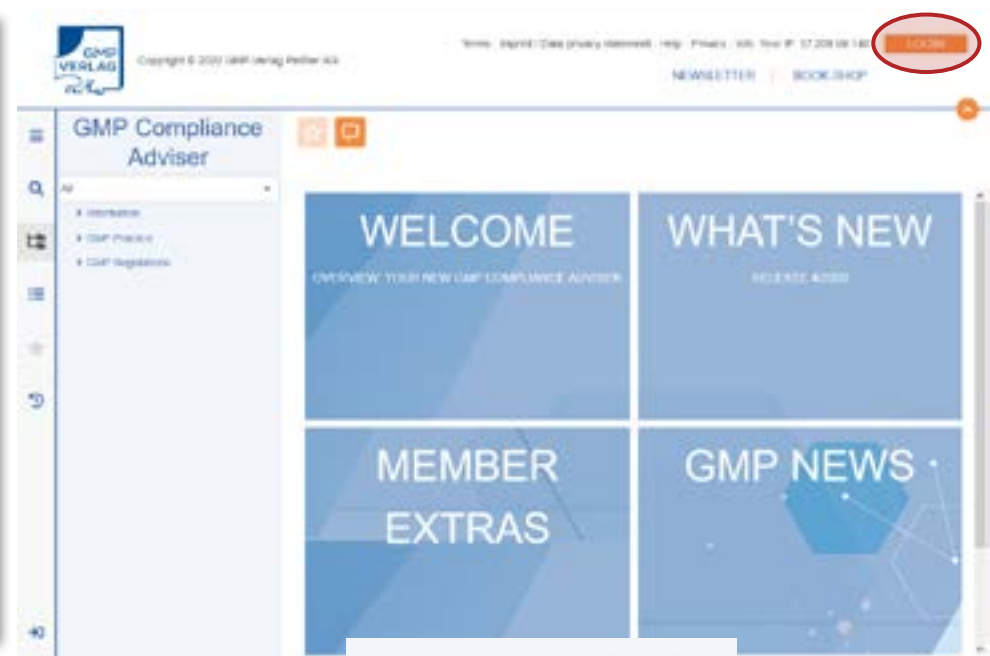
Choose between the official publishing website:  
or go directly to

### Homepage

**LOGIN**



### Online Database



**LOGIN/  
LOGOUT**

### Access verification:

- Corporate Licence: sign-up through the IP-Address - just click on login
- Named User Licence: click on login and enter your username and password

Welcome to c-rax.net Identity Service  
Use a local account to log in.

User name:

Password:

Remember me!

# SEARCH

Several search functions are available:

- 
- table of contents (TOC)
- Index

full text search

table of contents

Index

The screenshot shows the GMP Compliance Adviser website. The header includes the GMP VERLAG logo, copyright information (© 2020 GMP-Verlag Pflüger AG), and links for Terms, Imprint, Data privacy statement, Help, Privacy, and Info. A user ID (37 509 69 148) and a LOGIN button are also present. Below the header, there are links for NEWSLETTER and BOOK SHOP. The main navigation bar features a hamburger menu icon, a search icon, and a home icon. The search icon is circled in red, and the table of contents and index icons are also circled in red. The main content area is divided into four sections: WELCOME (OVERVIEW: YOUR NEW GMP COMPLIANCE ADVISER), WHAT'S NEW (RELEASE 4/2020), MEMBER EXTRAS, and GMP NEWS.

# SEARCH

Refine your search by adding several search terms.

In addition, you can optimize the search area in the table of contents to search only in the „GMP in Practice“ or in the chapter „Personal“.

The screenshot displays the GMP VERLAG search interface. The search bar at the top left contains the term "laboratory" and is highlighted with a red oval. The left sidebar shows a content tree with "Information (54)", "GMP Practice (295)", and "GMP Regulations (347)". The "GMP Practice (295)" item is circled in green. Below the sidebar, a "Suchverlauf" section shows the search history for "laboratory". The main content area displays search results, including "14 E 7.7 Laboratory systems" and "14 H 4.3 Documentation of activities, entries in documents". A search hit is highlighted in yellow in the main text area, and the word "laboratory" is highlighted in yellow in the search results. The search results are displayed in a list format in the content window, with "14 C 1 Introduction" and "14 C 5.2 Concepts for equipment qualification" visible. The hit list is displayed in the content window, and the search hits will be highlighted throughout the chapter. Use the arrows to navigate between hits. The hit list is displayed in the content window. Here you can preview the results by clicking on the eye icon, or you can open a desired chapter directly.

**Display of the hits shown in the content tree:**

- A total number of hits is displayed for the main areas.
- The number of hits is shown directly behind the respective chapter name.
- By clicking on a chapter, the hit distribution in the respective subchapters is displayed.

The search hits will be highlighted throughout the chapter. Use the arrows to navigate between hits.

The hit list is displayed in the content window. Here you can preview the results by clicking on the eye icon, or you can open a desired chapter directly.

READ

For better reading several tools are available

View with header closed and in reading mode.





READ

Certain chapters will have supplemental information shown in the right-hand column:



Download: Editable documents for download



Archive: Preceding versions of regulations

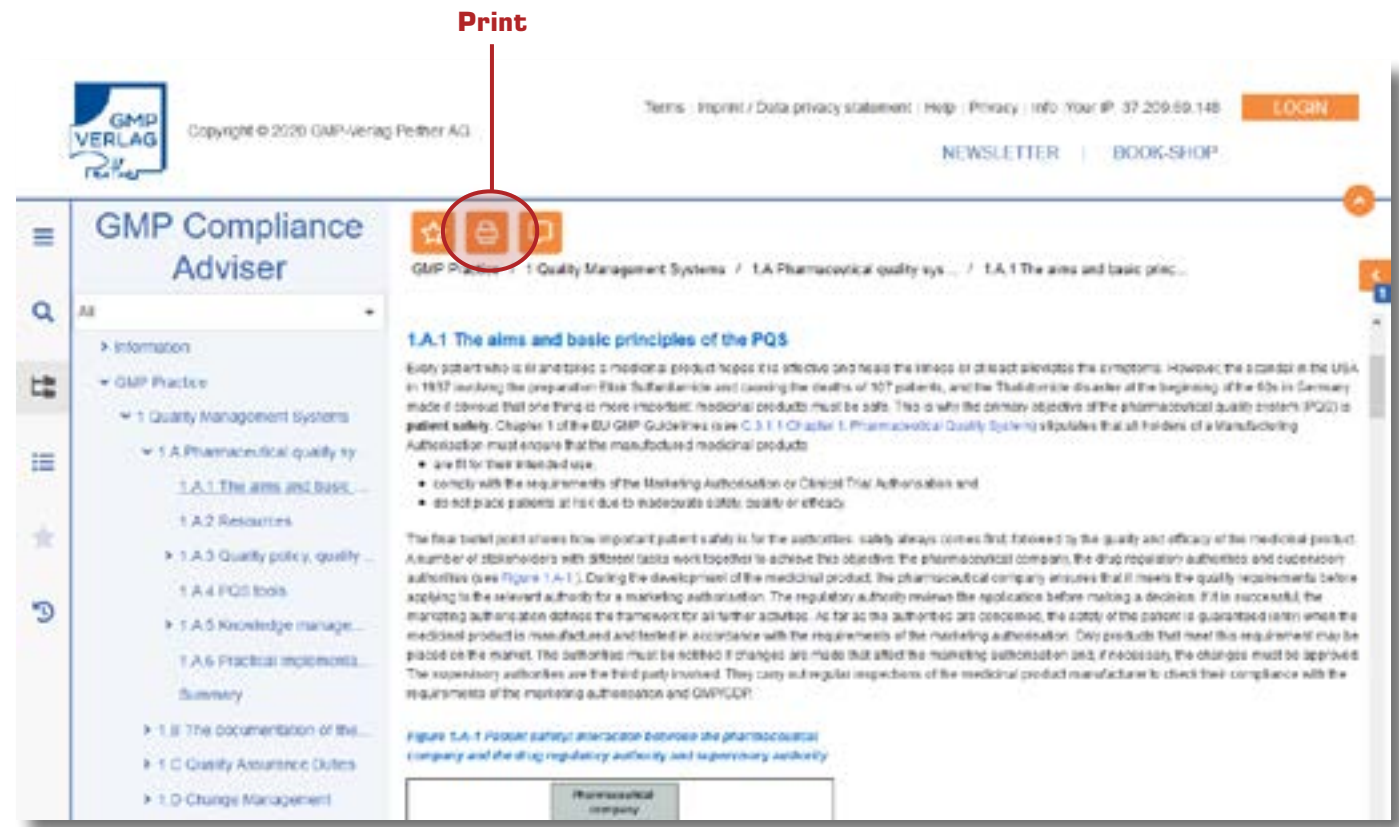


Product recommendations: Find more corresponding product recommendations fitting the current chapter topic

The screenshot displays a web application interface for a chapter titled "2.A Human Resource Management". The main content area on the left contains a list of questions and a section titled "2.A.1 Principles of human resource management". A right-hand column, which is partially obscured by a "Compliance Adviser" overlay, contains supplemental information, including a list of questions and a section titled "2.A.1 Principles of human resource management". A red circle highlights a small icon in the top right corner of the main content area, which corresponds to the "Product recommendations" icon described in the text above. The interface includes a navigation menu, a search bar, and a "LOGOUT" button.

## Print-preview:

To use the print preview the Pop-up-feature needs to be enabled in the browser set-up!



The screenshot displays the GMP Compliance Adviser interface. At the top left is the GMP VERLAG logo and copyright information. The main header includes navigation links for Terms, Imprint, Data privacy statement, Help, Privacy, Info, and a user ID. A 'LOGIN' button is on the right. Below the header, a navigation menu on the left lists various GMP practice topics. The main content area shows the title '1.A.1 The aims and basic principles of the PQS' and a detailed text block. A red circle highlights a 'Print' icon in the top right corner of the content area, with a red arrow pointing to it from the word 'Print' above.

### NOTE:

Use „print preview“ and choose to print either the entire chapter, your current page or define a print area.

# MARK YOUR FAVORITES

Mark your favorite chapters by clicking the "Add to my favorites" button.

The screenshot shows the GMP Compliance Adviser interface. At the top, there is a logo for GMP VERLAG and copyright information. On the right, there are links for 'Terms', 'Privacy', 'Help', 'Privacy', 'Info', 'Your IP: 37.209.60.148', and a 'LOGIN' button. Below these are 'NEWSLETTER' and 'BOOKSHOP' links. The main content area is titled 'GMP Compliance Adviser' and shows a breadcrumb trail: 'GMP Practice / 1 Quality Management Systems / 1.A Pharmaceutical quality systems / 1.A.1 The aims and basic principles of the PQS'. The main text discusses the importance of patient safety and the role of regulatory authorities. A red circle highlights a star icon in the top right corner of the content area, with a red arrow pointing to it from the text 'add to my favorites'. Another red circle highlights a star icon in the left sidebar, with a red arrow pointing to it from the 'Favorite' window.

The 'Favorite' window is shown in the bottom left corner. It has a title 'Favorite' and a 'Sort' button. Below the button, there is a list of favorite chapters: '3.M.1 General requirements', '1.M Management review', and '1.I Batch Record Review'. A red arrow points from the star icon in the main interface to this window.

Here you can find your favorites. You can add, delete and edit as needed.



**MORE  
INFORMATION**

For more information click on:

**Help**

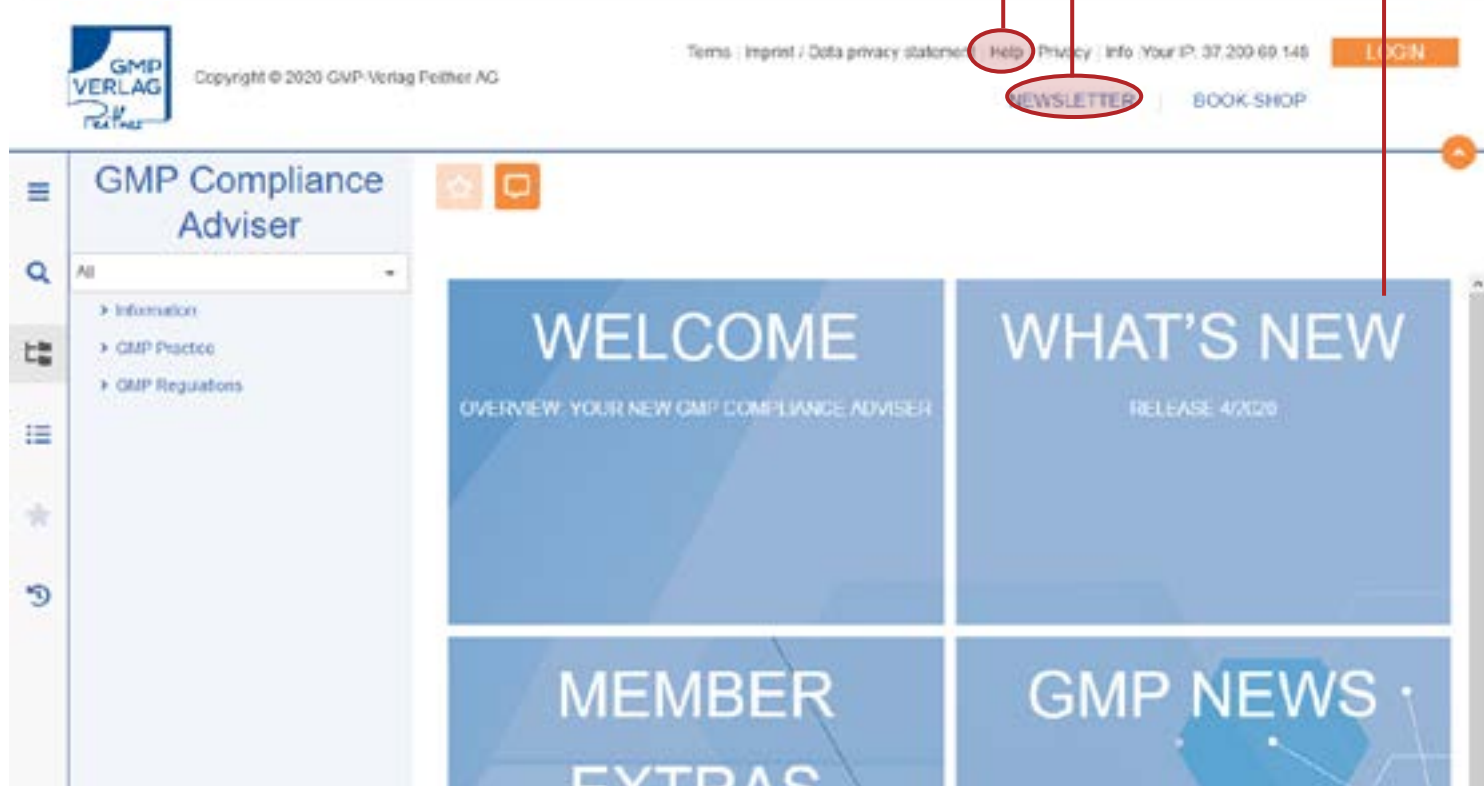
Here you can always access this document

**Newsletter**

Stay up-to-date with our newsletter service

**NEWS**

Find out about the latest update



Please don't hesitate to contact us at:  
[service@gmp-publishing.com](mailto:service@gmp-publishing.com)